SHINING 3D | EXXJET

EinScan Medixa

All-in-One 3D Scanner Creates for O&P Care: Efficient, Precise, Comfort



Get a quote

EinScan Medixa

A wireless, all-in-one 3D scanner is designed specifically for orthotics and prosthetics, integrates simplified workflows with onboard processing to eliminate the need for an external computer during scanning. The contact-free, fully digital method empowers O&P clinicians to deliver patient care with greater efficiency, precision, and ease.

All-in-One Design, Maximum Efficiency

Lightweight & portable

Easy to carry and use in the clinic or on-site.

Standalone operation

Integrate scanning, processing, and data export in one device.

Quick & convenient

Less time spent on the scanning process, improving patient throughput.



Tailored Software for Orthotics & Prosthetics

- Intuitive, step-by-step interface
- Designed specifically for O&P workflows, streamlining clinical operations.
- Reduces the learning curve for any clinicians without 3D scanning experience
- Reduce appointment times



Scan presets selection

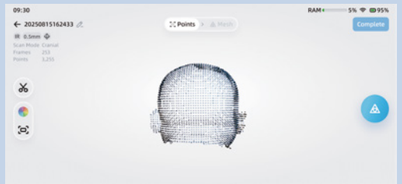

Scan

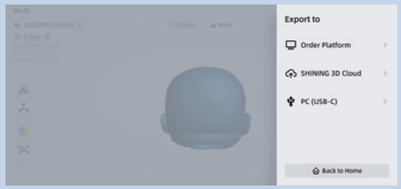

Data export

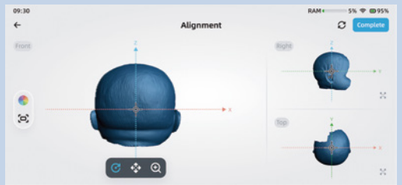

Alignment

01 02 03 04

Versatile & Personalized



Customize your own device

Clinicians can easily adjust scan parameters to meet specific needs for personalized device creation.

Pre-configured scan parameters

For different body parts, such as cranial, face, limbs, torso, foot, seating, and socket to save scanning time.



Contact-Free & Patient-Friendly

Non-contact technology

Uses white and infrared lights to capture high-quality 3D body models without physical contact.

Improved patient satisfaction

Non-invasive scanning reduces patient stress, especially for children and elderly patients.



Faster

Cleaner

More comfortable

*Compared to the traditional plaster casting methods.

Systems of Progressive Exercise ▶

Movement Compensation

Advanced algorithms compensate for slight movement from the patient during scanning, especially when capturing 3D data of infant heads for cranial helmets or torsos affected by breathing.



Precision in Every Scan

High-quality 3D data output

Pre-set scanning parameters deliver accurate 3D models in STL, OBJ, and PLY with minimal post-processing, seamlessly integrating with CAD/CAM and O&P design software.

Consistency in accuracy

Unlike manual methods requiring multiple measurements, EinScan Medixa ensures precision in one scan.

Real Texture, Perfect Fit

Equipped with a 5MP texture camera, EinScan Medixa captures both precision geometry, and high-resolution surface textures drawn by clinicians, enabling accurate 3D modeling for customized O&P devices.

Flexible Integration and Customization

Smooth data transfer

Support flexible integrate with hospital ordering systems and design portals.

Customizable features

- Tailored clinician workflow
- Different Layout
- Visual Identity (VI)
- Custom LOGO

Contact us for rebranding



ROI for Orthotics & Prosthetics

Orthotics and prosthetics clinics sought to cut production time and expenses for custom devices, while ensuring greater accuracy and patient comfort.

	Traditional Method	3D Digitizing Method
Method	Plaster casting, tape measure, manual drawings, CAD modeling, milling	Contactless 3D scanning with EinScan Medixa, auto CAD conversion, direct to fabrication
Materials used	Plaster, foam boxes, manual tools	None (fully digital)
Accuracy	Inconsistent, operator-dependent, multiple measurements to take average values	One-time scanning, hihg-accuracy results
Data archiving	Not good to track	Data documented and to be used to compare in follow-up assessment
Rework rate	15 ~ 20%	< 3%
Patient experience	Messy and traumatic	Clean and comfortable
Time per step (Take cranial for example)	Casting: 30 minutes Measurement: 1 hour CAD design: 3 hours Milling and finishing: 30 minutes	Scanning: 30 seconds Post-processing & CAD: 20 minutes Milling and finishing: 30 minutes
Total time per case	5 hours	1 hour
Patient throughput (per 8h workday)	1.6 patients / day	8 patients / day

Time savings — **80%** reduction in time

Patient throughput increase — **400%** increase in capacity

Try ROI Calculator

TECHNICAL SPECIFICATIONS

EinScan Medixa

Scan presets	Face, Cranial, Torso, Upper limb, Lower limb, Feet, Socket, Seating, Foam box	
Light source	White light	Infrared VCSEL
Accuracy	RMS* < 0.3	
Working distance	200 ~ 600 mm	160 ~ 1500 mm
FOV	475 x 360 mm	1090 x 1260 mm
Point distance	0.2 ~ 3 mm	
Safety	LED Light (Eye safe)	Class I (Eye safe)
Texture camera resolution	5MP	
Compatible accessory	FootStation 2*	
Alignment	Features, Textures, Markers, Hybird, Global Markers	
Output formats	STL, OBJ, PLY	
Hardware	CPU: 8 core, 2.4GHz; Storage: 1T SSD; 6.4''2K AMOLED Touch Screen	
Interface & power source	Wi-Fi 6; USB-C; Battery: 5500mAh × 2; Support USB-C 60W-PD3.0 Charger	
Dimension	(H*D*W) 233 × 180 × 91 mm	
Weight (with batteries)	953 g	

*RMS (root mean square) is the square root of the average of squared errors, summarizing the typical magnitude of deviation between two datasets.

*FootStation 2 is not included with EinScan Medixa and needs to be purchased separately for foot scanning.

Contact Us :

+1 (805) 377-0050 **+9199009 59303** **enquiry@altem.ae** **www.altem.ae**

ALTEM TECHNOLOGIES 3D SOLUTIONS – FZCOIFZA Business Park,
DDP, Premises Number 64233 – 001. Dubai Silicon Oasis, Dubai, United Arab Emirates